

Project Title

Reducing Door-to-Puncture Time for Endovascular Thrombectomy in Stroke

Project Lead and Members

Project members: Leong Man Qing, Yeo Su Qian, Dr Liu Zhenghong, Chew Jing Si, Tan Il Fan, Dr Nijanth Manohararaj, Dr Tan Zhibin, Dr Sumit Kumar Sonu, Dr Rahalkar Kshitij, Lim Kai Xuan Kenneth, Dr Mavis Teo Miqi, Dr Rachel Leong Wei Li, Dr Wong Chen Pong, Dr David Wen Wei, Vithiya Raman, Terence Wong Wang Hong, Fiona Tay Mei Imm, Michael Maximo Ladera, Tan Xiong Wei, Dr Pang Yee Hau(Co-Leader), Dr Chia Ghim Song

Organisation(s) Involved

Singapore General Hospital

Healthcare Family Group(s) Involved in this Project

Allied Health, Healthcare Administration, Medicine, Nursing

Applicable Specialty or Discipline

Process Transformation & Improvement, Diagnostic Radiology, Neurology, Emergency Medicine, Anaesthesiology, Radiography

Project Period

Start date: March 2021

Completed date: January 2023

Aims

To reduce the time taken to start EVT for acute stroke patients presenting at SGHED from a median of 130 minutes to 80 minutes within 2 years.

Project Attachment

See poster appended/ below

Background

See poster appended/ below

Methods

See poster appended/ below

Results

See poster appended/ below

Lesson Learnt

Structured QI methodology, iterative approaches, and close collaboration within a multidisciplinary team effectively reduced EVT door-to-puncture timings.

Tracking both quantitative and qualitative outcomes at each PDSA cycle facilitated quick refinements.

Sustaining interventions and results amid new junior doctor rotations posed challenges, mitigated by standardising and protocolising workflow, communication and documentation.

Reflecting on the project, we recognise that shorter time taken to test the interventions could accelerate improvements for patients.

Additional Information

National Healthcare Innovation & Productivity (NHIP) 2024 – Best Practice (Care Redesign category)

Conclusion

See poster appended/ below

Project Category

Care & Process Redesign

Access to Care, Waiting Time, Referral Rate

Keywords

Door-to-Puncture, EVT, Stroke

Name and Email of Project Contact Person(s)

Name: Ms Yeo Su Qian

Email: yeo.su.qian@sgh.com.sg

Reducing Door-to-Puncture Time for Endovascular Thrombectomy in Stroke

Leong Man Qing¹, Yeo Su Qian¹, Dr Liu Zhenghong², Chew Jing Si³, Tan Il Fan³, Dr Nijanth Manohararaj³, Dr Tan Zhibin³, Dr Sumit Kumar Sonu³, Dr Rahalkar Kshitij⁴, Lim Kai Xuan Kenneth⁴, Dr Mavis Teo Miqi⁵, Dr Rachel Leong Wei Li⁵, Dr Wong Chen Pong², Dr David Wen Wei², Vithiya Raman², Terence Wong Wang Hong², Fiona Tay Mei Imm⁶, Michael Maximo Ladera⁶, Tan Xiong Wei⁶, Dr Pang Yee Hau³(Co-Leader), Dr Chia Ghim Song²

¹Process Transformation & Improvement, ²Department of Diagnostic Radiology, ³Department of Neurology, ⁴Department of Emergency Medicine, ⁵Department of Anaesthesiology, ⁶Radiography Department

Background

Endovascular Thrombectomy (EVT) is a treatment involving the removal of blood clots to re-establish cerebral blood flow during an acute ischemic stroke. Early EVT can significantly improve the functional outcome of patients. For every 60-minute delay to EVT, patients have a 15-20% worse functional outcome at 90 days, with net monetary loss estimated at S\$26,255/hour¹. More than 200 patients receive EVT treatment in SGH every year.

Baseline median time taken to start EVT for acute stroke patients presenting at SGH Emergency Department (ED) was 130 minutes (door-to-puncture time). The long time taken may adversely impact patient outcomes.

Interventions

EVT Decision to Groin Puncture Workflow

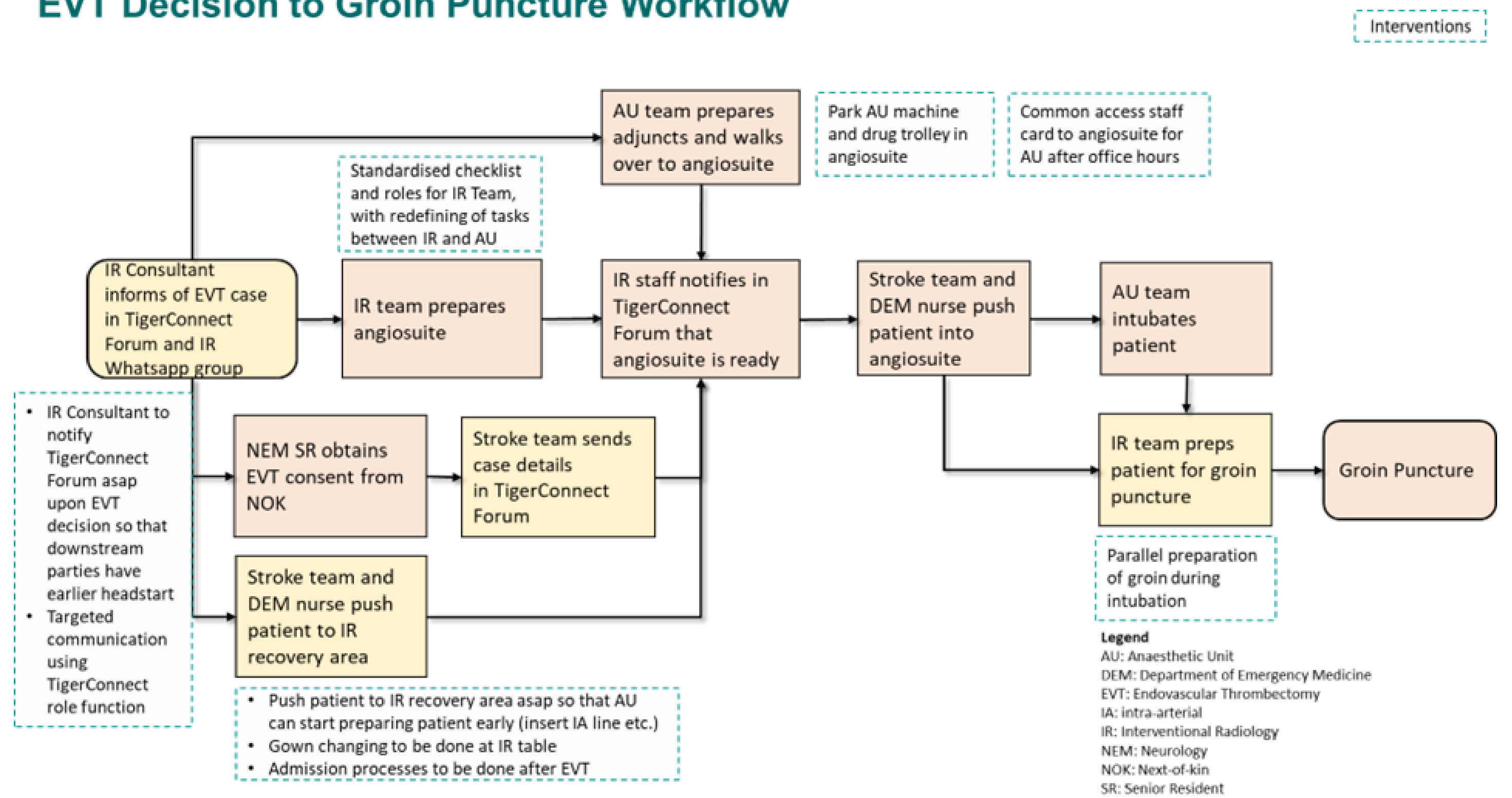


Figure 2. Post-intervention workflows between patient arrival at ED to groin puncture

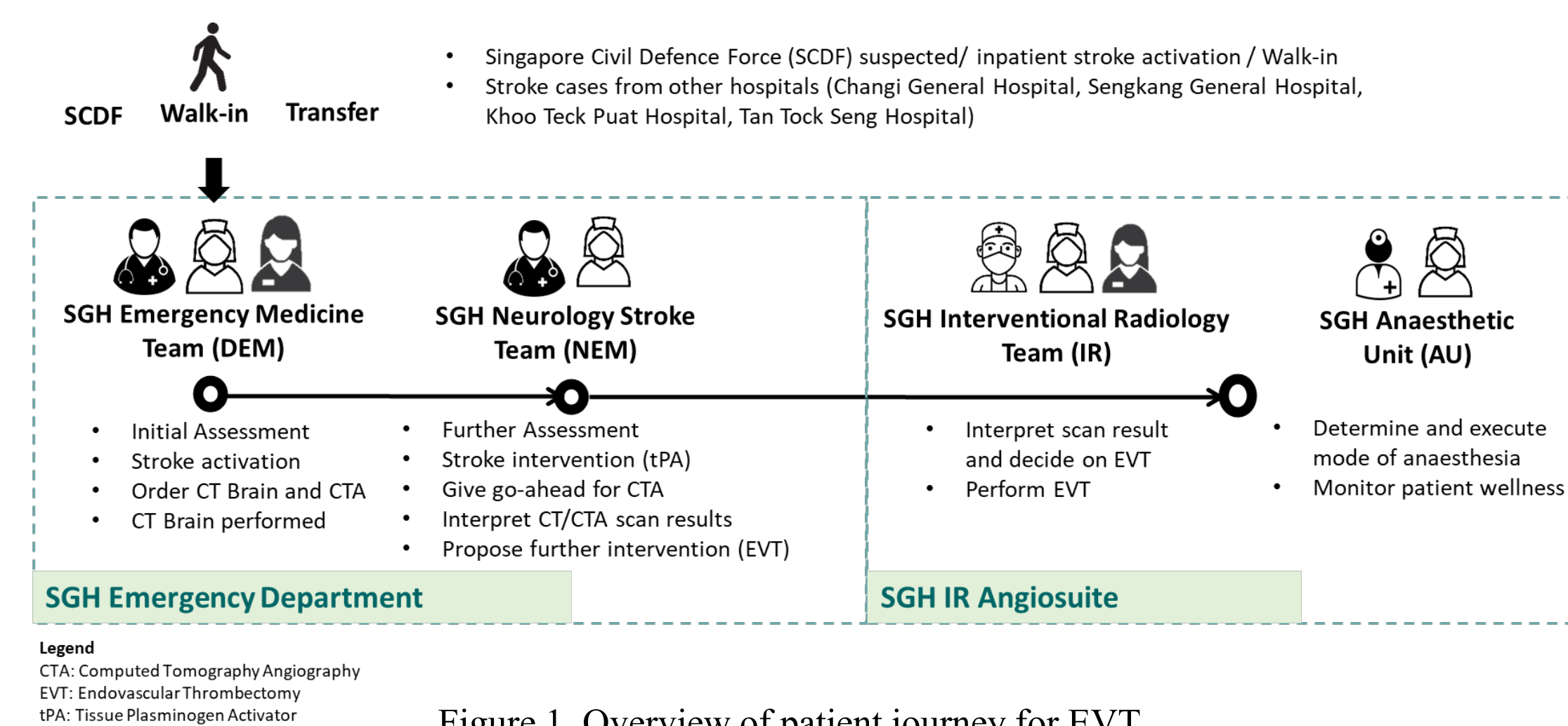


Figure 1. Overview of patient journey for EVT

A multidisciplinary team involving representatives from Emergency Medicine, Neurology, Diagnostic Radiology, Radiography, Anaesthesiology, and Process Transformation & Improvement, was formed.

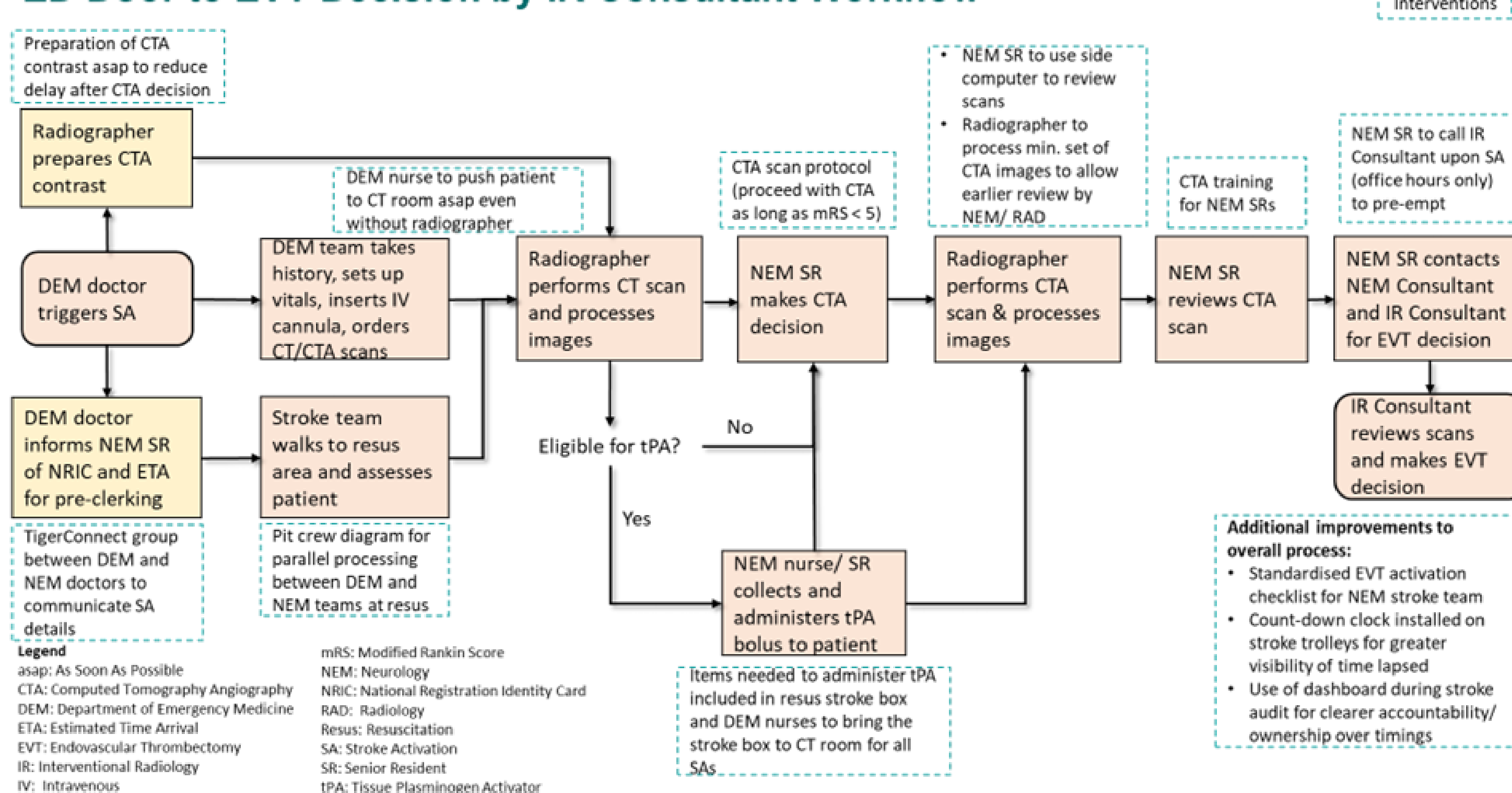
Gemba walks, time motion studies and interviews with staff, were conducted to map out and analyse the detailed workflows of all relevant departments between patient arrival at ED to EVT.

Mission Statement

To reduce the time taken to start EVT for acute stroke patients presenting at SGH ED from a median of 130 minutes to 80 minutes within 2 years.

Interventions

ED Door to EVT Decision by IR Consultant Workflow



Results

Median door-to-puncture timings decreased by 37% from a baseline of 130 minutes to 82 minutes in PDSA 5, with a shift in the run chart as illustrated in Figure 3. The estimated 50 minutes of reduction in time translates to improved patient outcomes and reduced disability.

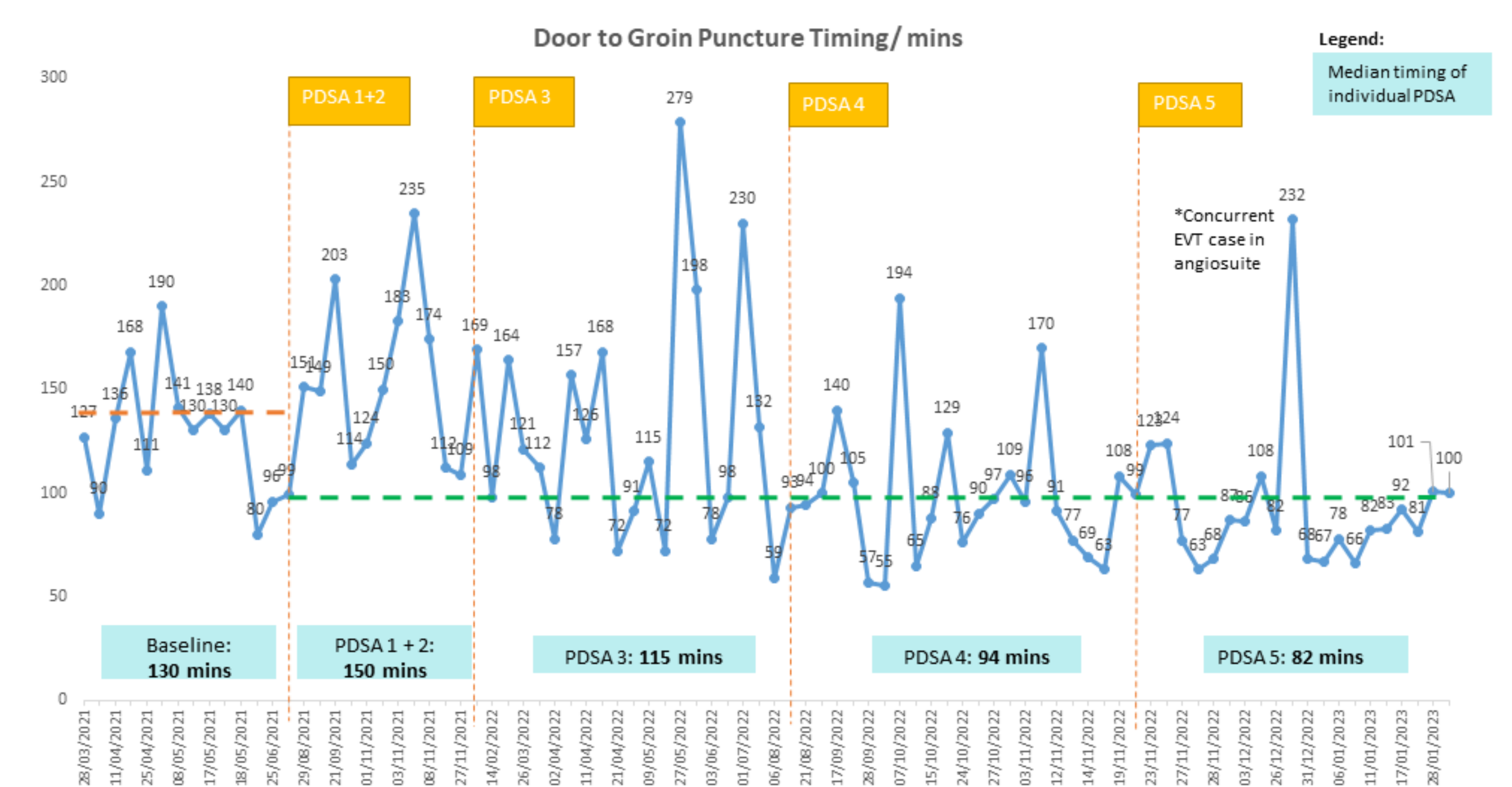


Figure 3. Run chart of door-to-puncture timings between March 2021 to January 2023

In addition to the cases from SGH ED, the transfer cases from CGH saw a reduction in time by 42%, from 36 minutes to 21 minutes, with the interventions piloted by the team.

It was challenging to sustain interventions and results when new junior doctors rotated into the departments. Standardisation and protocolisation of workflow, communication and documentation helped these delays and variability.

Spread Plans

The team will share the best practices and processes with other EVT centres in Singapore so that this improvement can benefit all acute stroke patients receiving EVT treatment in Singapore.